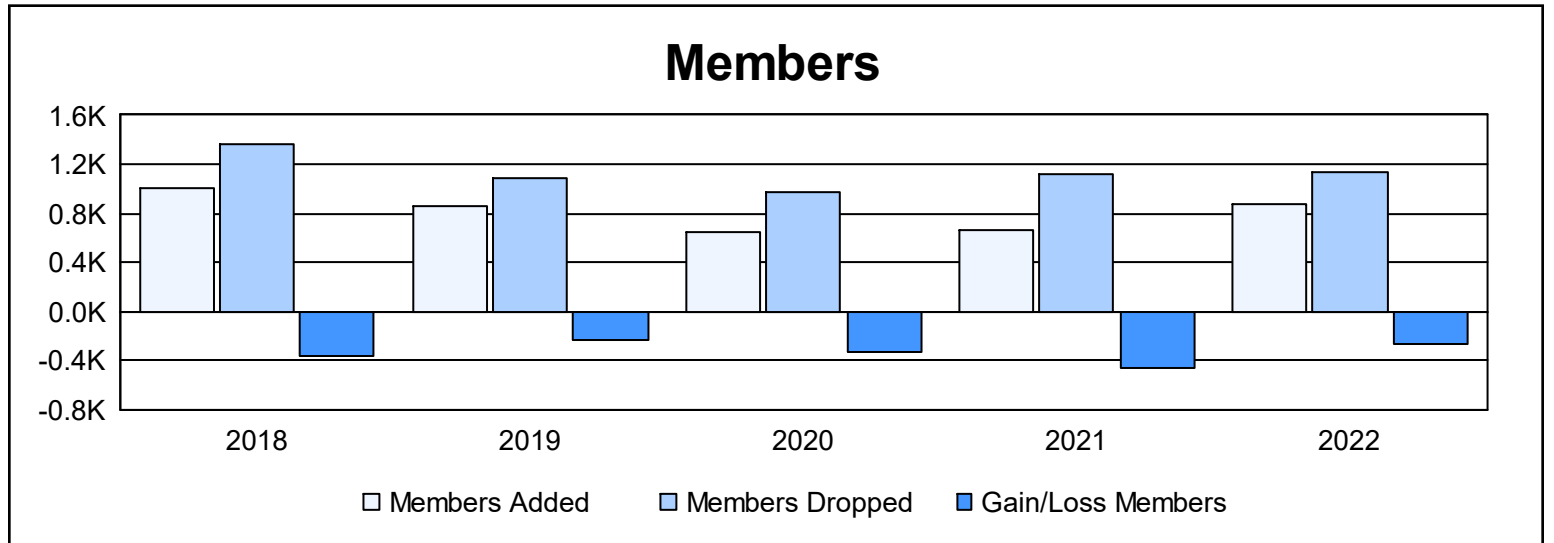
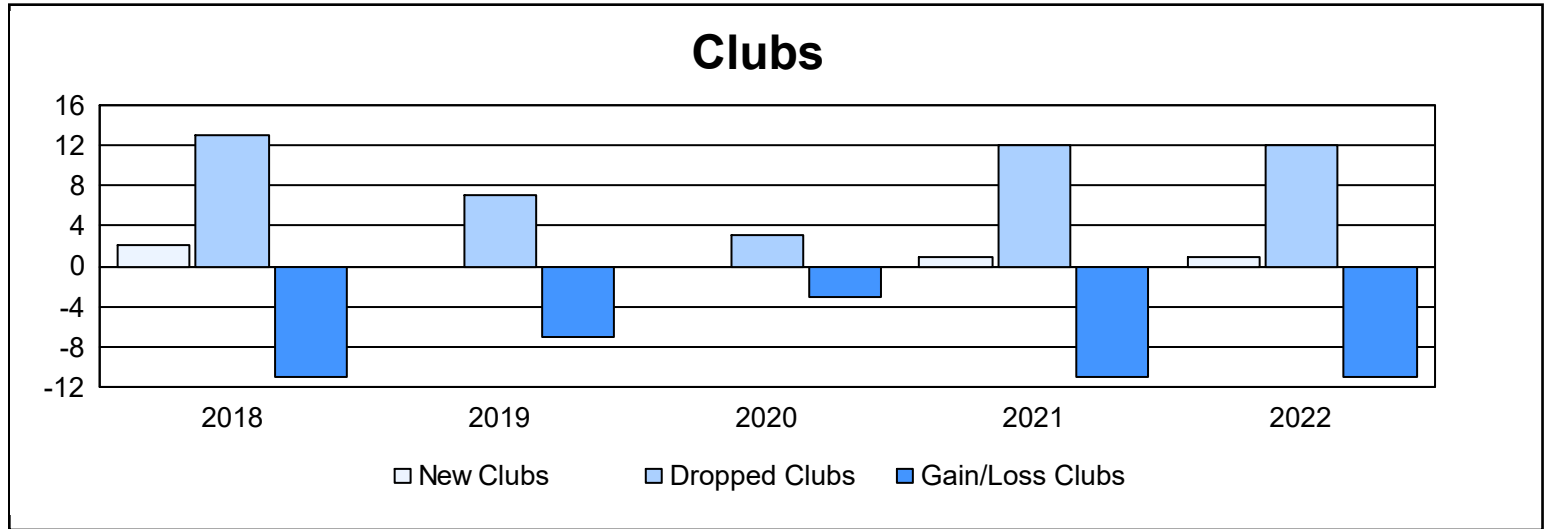


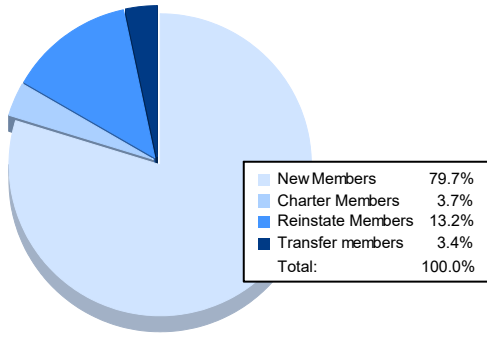
**Multiple District 25**

As of June 2022 Cumulative

| Year           | New Clubs | Dropped Clubs | Gain/ Loss Clubs | New Members | Charter Members | Reinstate Members | Transfer Members | Total Member Added | Total Members Dropped | Gain/ Loss Members |
|----------------|-----------|---------------|------------------|-------------|-----------------|-------------------|------------------|--------------------|-----------------------|--------------------|
| 2017-2018      | 2         | 13            | -11              | 848         | 53              | 52                | 51               | 1,004              | 1,371                 | -367               |
| 2018-2019      | 0         | 7             | -7               | 753         | 6               | 50                | 49               | 858                | 1,084                 | -226               |
| 2019-2020      | 0         | 3             | -3               | 550         | 13              | 50                | 33               | 646                | 977                   | -331               |
| 2020-2021      | 1         | 12            | -11              | 484         | 39              | 58                | 76               | 657                | 1,125                 | -468               |
| 2021-2022      | 1         | 12            | -11              | 698         | 32              | 116               | 30               | 876                | 1,134                 | -258               |
| <b>Average</b> | <b>1</b>  | <b>9</b>      | <b>-9</b>        | <b>667</b>  | <b>29</b>       | <b>65</b>         | <b>48</b>        | <b>808</b>         | <b>1,138</b>          | <b>-330</b>        |



### Membership Composition June 2022 Cumulative



### Gender Composition June 2022 Cumulative

